

Ovarian Cancer: Response followed by relapse – When will we shift the paradigm?

Moderator: Laura K. Shawver, PhD, Founder, The Clarity Foundation

Panelists:

Robert C. Bast, Jr., MD, Vice President for Translational Research, The University of Texas MD Anderson Cancer Center

Douglas A. Levine, MD, Head, Gynecology Research Laboratory, Associate Attending Surgeon, Gynecology Service, Department of Surgery, Memorial Sloan-Kettering Cancer Center

Geert Kolvenbag MD PhD, Global Product VP, Olaparib, AstraZeneca



DefinedHealth
unconventional insight





Ovarian cancer by the numbers

- 1.8% of women will develop ovarian cancer
- 21,600 new cases diagnosed in the US every year
- 15,000 women die each year from ovarian cancer

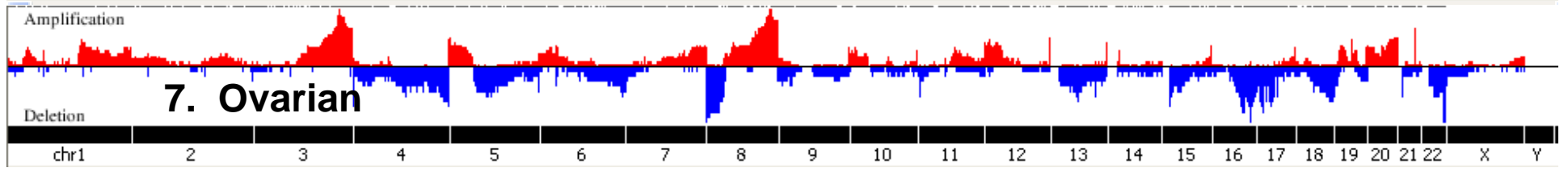
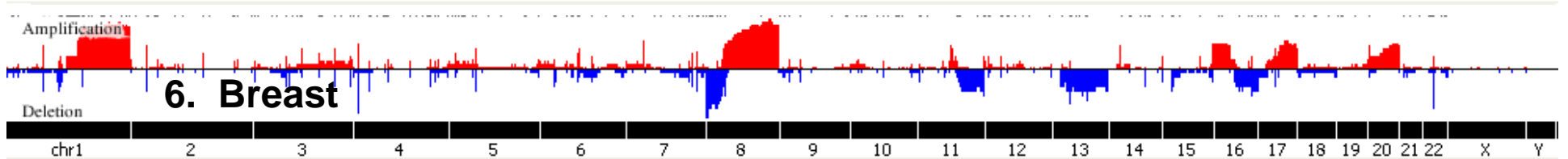
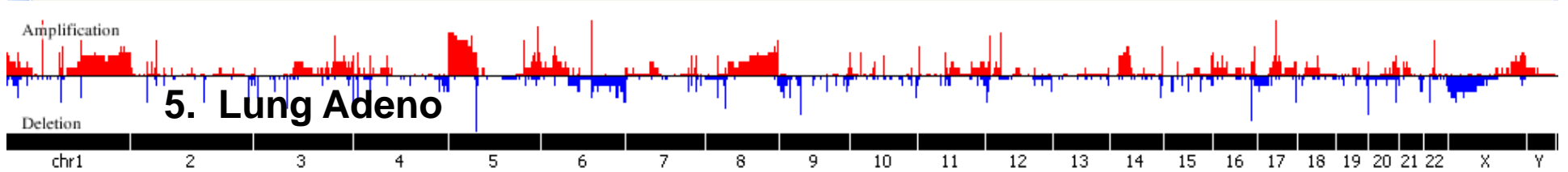
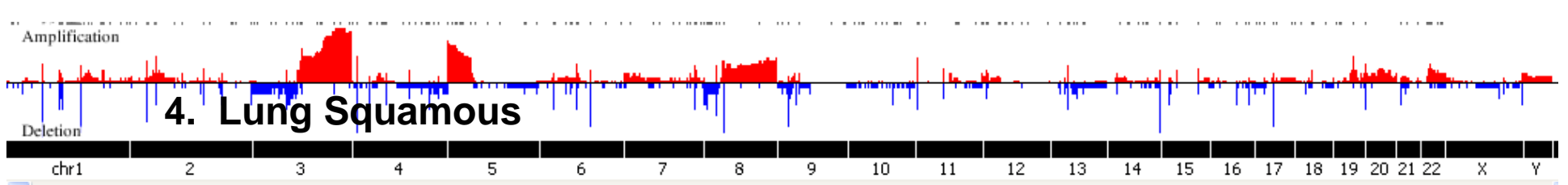
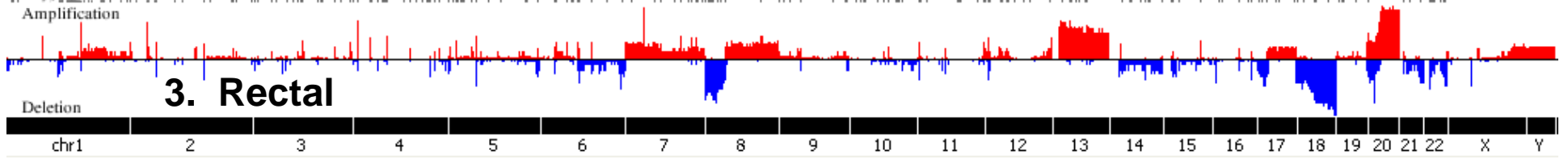
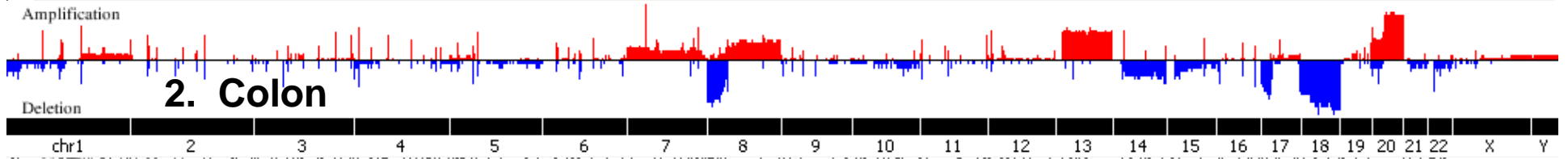
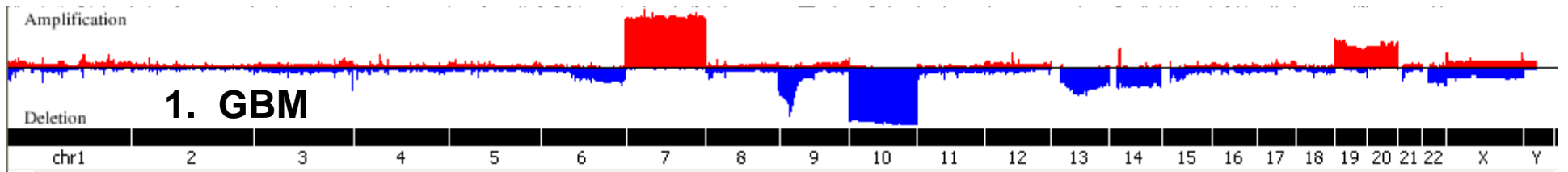
- 75% of ovarian cancer patients are diagnosed in Stage III or IV
- 75+% response to standard platinum/taxane treatment
- 75% recurrence rates (50% are within two years)

NCCN Guidelines for Epithelial Ovarian Cancer/Fallopian Tube Cancer/Peritoneal Cancer 2.2.2011



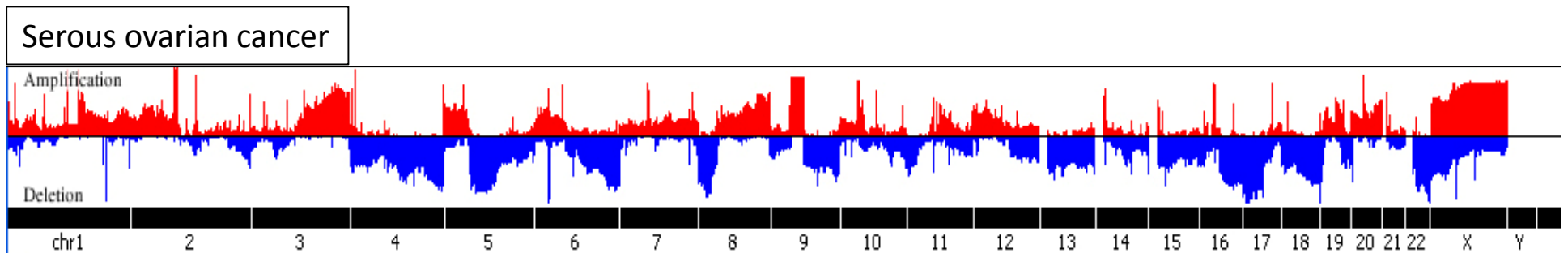
ACCEPTABLE RECURRENCE THERAPIES (1 of 2)¹

Agents	Cytotoxic Therapy	Hormonal Therapy	Targeted Therapy	Radiation Therapy													
Preferred Agents	<p><u>Combination if platinum sensitive</u> Carboplatin/paclitaxel (category 1)^{2,3} Carboplatin/weekly paclitaxel^{2,4} Carboplatin/docetaxel^{2,5,6} Carboplatin/gemcitabine^{2,7} Carboplatin/liposomal doxorubicin^{2,8} Cisplatin/gemcitabine^{2,9}</p> <p><u>Single-agent if platinum sensitive</u> Carboplatin⁷ Cisplatin⁷</p> <p><u>Single-agent non-platinum based if platinum resistant</u> Docetaxel¹⁰ Etoposide, oral¹¹ Gemcitabine^{12,13} Liposomal doxorubicin^{12,13} Paclitaxel, weekly¹⁴ Topotecan¹⁵</p>		Bevacizumab														
Other Potentially Active Agents	<p><u>Single Agents</u>¹⁶</p> <table border="0"> <tr> <td>Altretamine</td> <td>Paclitaxel</td> </tr> <tr> <td>Capecitabine</td> <td>Paclitaxel, albumin bound (nab-paclitaxel)</td> </tr> <tr> <td>Cyclophosphamide</td> <td>Pemetrexed</td> </tr> <tr> <td>Ifosfamide</td> <td>Vinorelbine</td> </tr> <tr> <td>Irinotecan</td> <td></td> </tr> <tr> <td>Melphalan</td> <td></td> </tr> <tr> <td>Oxaliplatin</td> <td></td> </tr> </table>	Altretamine	Paclitaxel	Capecitabine	Paclitaxel, albumin bound (nab-paclitaxel)	Cyclophosphamide	Pemetrexed	Ifosfamide	Vinorelbine	Irinotecan		Melphalan		Oxaliplatin		Anastrozole Letrozole Leuprolide acetate Megestrol acetate Tamoxifen	Palliative localized radiation therapy
Altretamine	Paclitaxel																
Capecitabine	Paclitaxel, albumin bound (nab-paclitaxel)																
Cyclophosphamide	Pemetrexed																
Ifosfamide	Vinorelbine																
Irinotecan																	
Melphalan																	
Oxaliplatin																	



Heterogeneity of ovarian cancer

Genomic alterations observed in nearly every chromosome

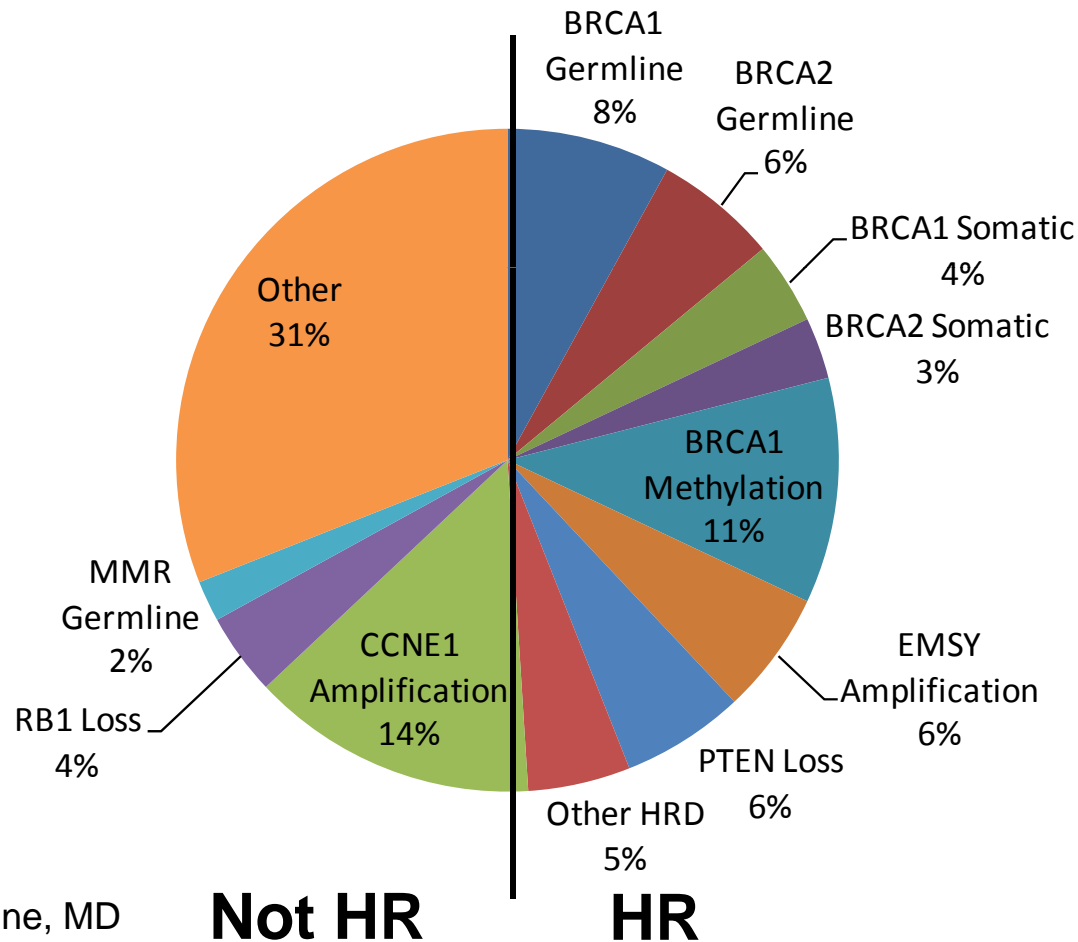


Key questions

- How do we segment the population for development and ultimately treatment?
- What will incentivize industry to pursue genetic subsets in ovarian cancer?
- How much emphasis should be placed on detection and prevention?

Where does genomic instability come from?

Mutually exclusive events



Created by Douglas A. Levine, MD
from data posted on the cBio
Cancer Genomics Portal, MSKCC

Ovarian Cancer: Response followed by relapse – When will we shift the paradigm?

Moderator: Laura K. Shawver, PhD, Founder, The Clarity Foundation

Panelists:

Robert C. Bast, Jr., MD, Vice President for Translational Research, The University of Texas MD Anderson Cancer Center

Douglas A. Levine, MD, Head, Gynecology Research Laboratory, Associate Attending Surgeon, Gynecology Service, Department of Surgery, Memorial Sloan-Kettering Cancer Center

Geert Kolvenbag MD PhD, Global Product VP, Olaparib, AstraZeneca



DefinedHealth
unconventional insight

